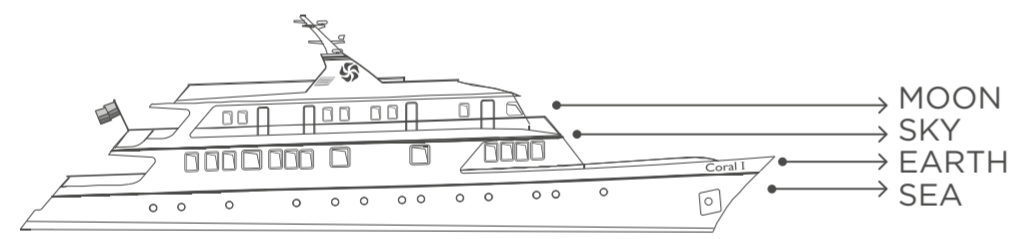
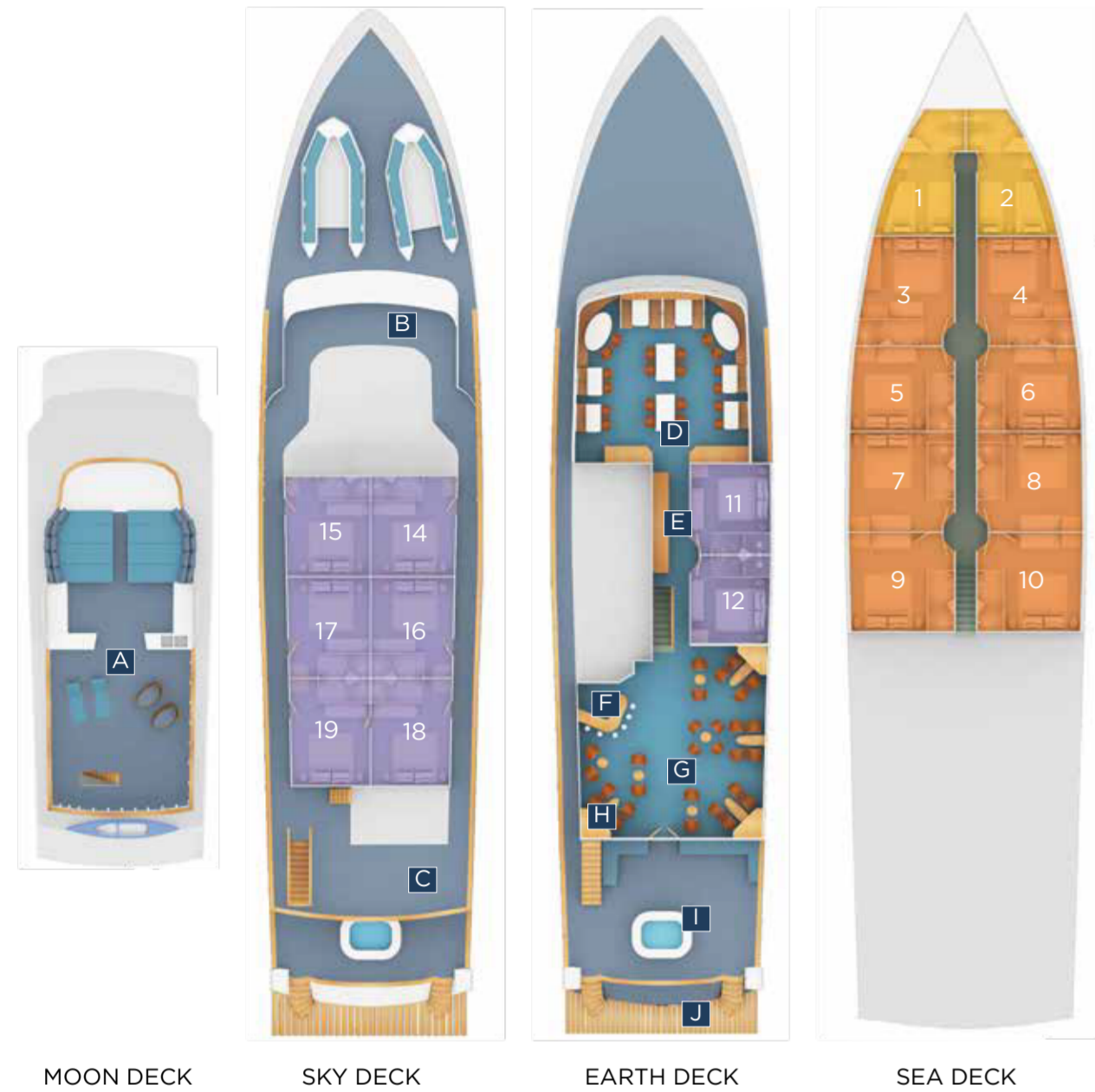


CORAL I

Deck plan



36 Guests
Expedition Yachts

CABIN CATEGORIES:
■ Junior ■ Standard Plus ■ Standard

Cabin No.	Cabin Category	Triple accomm.	Deck	Cabin Area: with WC	
				m ² approx.	ft ² approx.
1	Standard		Sea	8,8	94
2	Standard			8,8	94
3	Standard			12	129
4	Standard			12	129
5	Standard			11	118
6	Standard			11	118
7	Standard Plus	○	Earth	12	129
8	Standard Plus	○		12	129
9	Standard Plus			12	129
10	Standard Plus			12	129
11	Junior		Sky	11	118
12	Junior			11	118
14	Junior	•		12	129
15	Junior	•		12	129
16	Junior			12	129
17	Junior			12	129
18	Junior			12	129
19	Junior			12	129

Total cabins: 18
Max. capacity: 36 passengers - double accommodation / connected cabins.

- child sofa bed
- sofa bed

SOCIAL AREAS:

Moon Deck

- A Sun & Shadow Terrace
- Al Fresco BBQ
- Stargazing Area

Sky Deck

- B Dolphin Observation Deck
- C Roofed Terrace

Earth Deck

- D Restaurant
- E Boutique
- F Bar
- G Lounge
- H Library
- I Jacuzzi
- J Embarkation Area

CABIN INFORMATION:

Sea view cabins with the following general features:

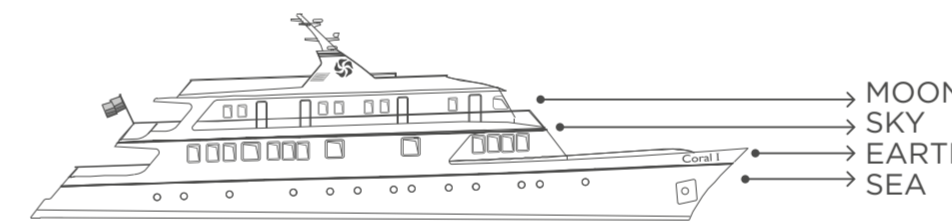
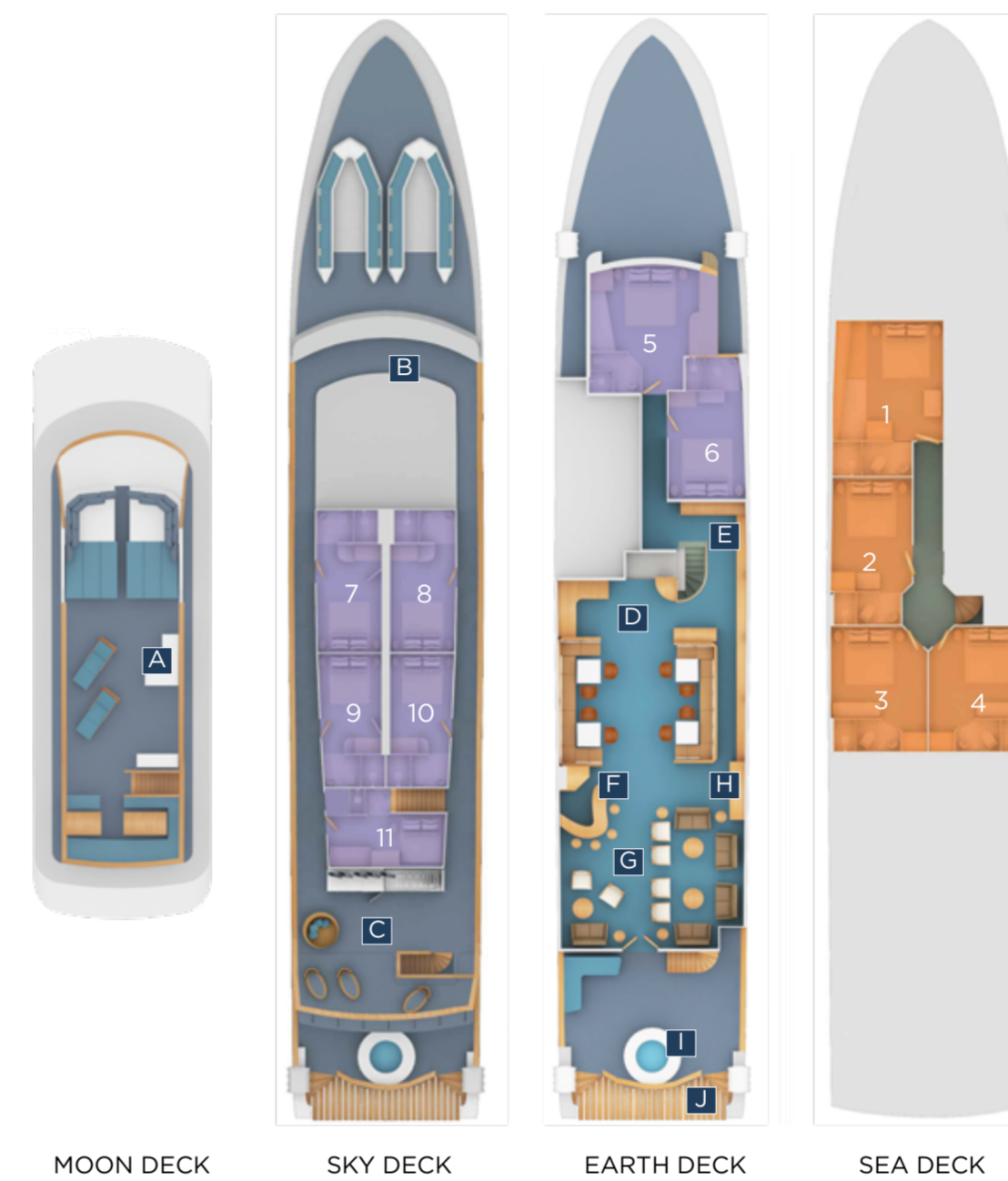
- Lower twin beds or double beds
- Private bathroom
- Safe-deposit box
- Air conditioning
- Phone service for internal calls
- LCD TV with multimedia system

TECHNICAL SPECIFICATIONS:

Length: 131 ft (40 m)
 Wide: 28 ft (8.5 m)
 Decks: 4
 Made in: Germany
 Rebuilt: 2004
 Refurbished in: August 2018
 Guest Capacity: 36
 Crew: 11
 Speed: 12 knots
 Cruise speed: 10 knots
 Guides: 3 multilingual naturalists
 Life Rafts: 4 for 25 pax each
 Dinghies: 2 for 20 pax each
 Kayaks: 3 doubles transparent
 Safety: ISM, SMC, ISSC, IOPP, DOC
 Electricity: 110v

CORAL II

Deck plan



20 Guests
Expedition Yachts

CABIN CATEGORIES:
■ Junior ■ Standard Plus

Cabin No.	Cabin Category	Triple accomm.	Deck	Cabin Area: with WC	
				m ² approx.	ft ² approx.
1	Standard Plus	○	Sea	16	172
2	Standard Plus			12	129
3	Standard Plus			12	129
4	Standard Plus		Earth	12	129
5	Standard Plus	•		14	151
6	Junior		Sky	11	118
7	Junior			10	108
8	Junior			10	108
9	Junior			10	108
10	Junior			10	108
11	Junior		10	108	

SOCIAL AREAS:

Moon Deck

- A Sun & Shadow Terrace
- Al Fresco BBQ
- Stargazing Area

Sky Deck

- B Dolphin Observation Deck
- C Roofed Terrace

Earth Deck

- D Restaurant
- E Boutique
- F Bar
- G Lounge
- H Library
- I Jacuzzi
- J Embarkation Area

CABIN INFORMATION:

Sea view cabins with the following general features:

- Lower twin beds or double beds
- Private bathroom
- Safe-deposit box
- Air conditioning
- Phone service for internal calls
- LCD TV with multimedia system

TECHNICAL SPECIFICATIONS:

Length: 113 ft (34.4 m)
 Wide: 20.80 ft (6.3 m)
 Decks: 4
 Made in: Holland
 Rebuilt: 2006
 Refurbished in: September 2019
 Guest Capacity: 20
 Crew: 9
 Speed: 12 knots
 Cruise speed: 10 knots
 Guides: 2 multilingual naturalists
 Life Rafts: 2 for 25 pax each
 2 for 8 pax each
 Dinghies: 2 for 17 pax each
 Kayaks: 3 doubles transparent
 Safety: ISM, SMC, ISSC, IOPP, DOC
 Electricity: 110v

Total cabins: 11
Max. capacity: 20 passengers - double accommodation / connected cabins.

- child sofa bed
- sofa bed